



Agriculture

Complete solutions for the agriculture sector



Market leader M.I.P. has been supplying agricultural silos for dry feed to livestock farms across Europe for over thirty-five years and has built up a special reputation in the industry. Today M.I.P. a **solution for all storage needs in the agricultural market.**

M.I.P. has a wide range of animal feed and fertilizer silos, but also tanks for the storage of liquid fertilizers, drainage water and by-products such as wheat yeast concentrate, molasses or potato steam peels.

All our tanks and silos are supplied as standard in a semi-transparent version with a UV-resistant transparent or RAL colored topcoat. They can be fitted with drain valves, augers, transport systems, agitators, etc.



Our tanks and silos must be strong, safe and reliable. That is why they are produced according to the highest industry standards. Every M.I.P. storage system complies with the standards and guidelines prescribed in, among others, **DIN 18820** for polyester and **EN 13121** for tanks. All our products also carry the **CE mark**, which indicates that they comply with the applicable rules within the EU.

For more than a quarter of a century, M.I.P. has distinguished itself through continuous investments in high-tech production processes, quality and delivery reliability. We are therefore **ISO 9001:2015 and DIBt certified**. Our production method is in accordance with **EN 1090 1&2** for steel. We are checked annually by the Institute for Structural Plastics for compliance with these standards.



Animal feed silo

The silos of M.I.P. are suitable for the storage of compound feed, wheat, barley, maize, soybean and other dry products. Our silos are manufactured in one piece. A flanged top filling results in an even filling and, thanks to the mirror-smooth inner wall, an optimal outflow of both grain and flour products.

The silos of M.I.P. are available in many versions with a chute, with an external drain, for feeding systems or on a trestle construction. M.I.P. can also supply all silo related components such as jacks, piping and measurement and control systems. Customized solutions are possible for difficult-to-run products.

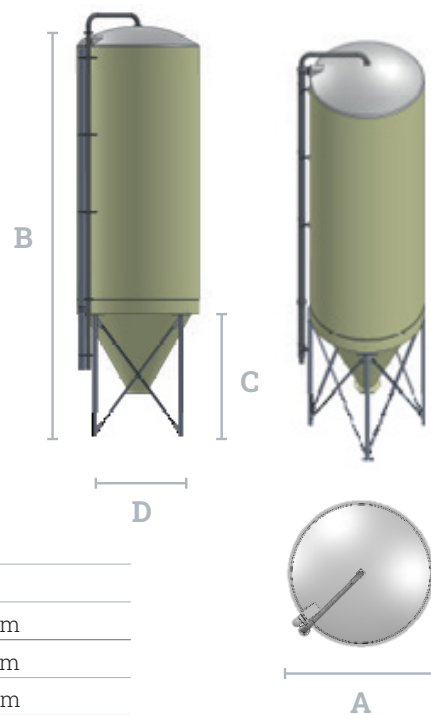
Standard version

- Top injection system with galvanised Ø 102 mm flanged injection line
- Semi-transparent
- Diameter of 1900/2200/2500/2800/3000/3500 mm
- Capacity of 4 up to 100 m³
- Pouring weight of 700 kg /m³
- Galvanised support on legs
- PVC Ø 160 mm venting pipe
- On skirt support so bolts are no longer attached to the silo
- For the MLR type with support ring

Options

- Easy-Flow, for optimal outflow of the product (lowers the outflow height by 100 mm)
- Galvanised or stainless steel Ø 315 mm drain valve with run-off
- Pouring weight of 900/1200 kg /m³
- Extendable legs
- Inspection hatch on roof
- Hopper inspection hatch
- Cyclovent on roof
- 700 radius filler bend reinforced with U-profile
- Nuts and bolts in stainless steel
- Also available on cradle structures, passing width and height on request
- Also made with an eccentric cone

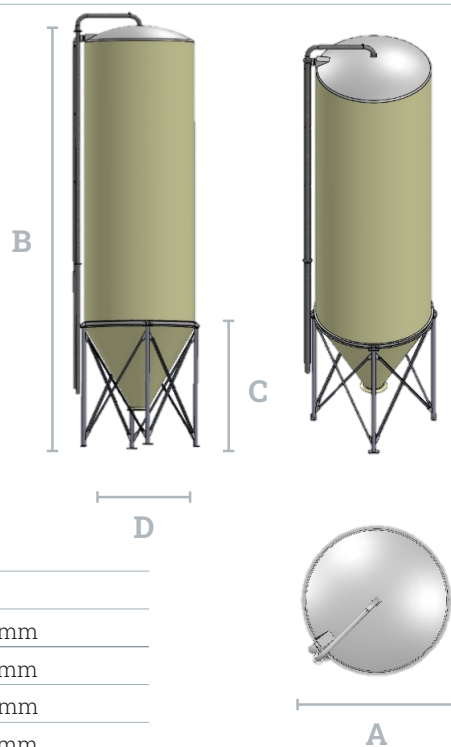
MLZ	Diameter (A)					
Capacity	Ø 1900 mm	Ø 2200 mm	Ø 2500 mm	Ø 2800 mm	Ø 3000 mm	Ø 3500 mm
	Height (B)	Height (B)	Height (B)	Height (B)	Height (B)	Height (B)
5 m ³	4020 mm					
7 m ³	4720 mm					
8 m ³	5080 mm					
10 m ³	5780 mm	5130 mm				
12 m ³	6490 mm	5650 mm				
13 m ³	6850 mm	5920 mm				
15 m ³	7550 mm	6440 mm				
16 m ³	7900 mm	6710 mm	5970 mm			
17 m ³		6970 mm	6170 mm			
18 m ³		7230 mm	6380 mm			
19 m ³		7500 mm	6580 mm			
20 m ³		7760 mm	6780 mm			
22 m ³			7190 mm			
23 m ³			7400 mm			
25 m ³			7800 mm			
26 m ³			8010 mm			
28 m ³			8410 mm			
30 m ³			8820 mm	7600 mm		
32 m ³			9230 mm	7930 mm		
35 m ³			9840 mm	8420 mm		
40 m ³				9230 mm		
45 m ³				10040 mm		
50 m ³				10850 mm	9920 mm	
55 m ³				11660 mm	10630 mm	
60 m ³				12480 mm	11340 mm	
65 m ³					12040 mm	10000 mm
70 m ³					12750 mm	10510 mm
80 m ³						11550 mm
90 m ³						12590 mm
100 m ³						13630 mm



Flow-out height (C)	1250 mm	1250 mm	1250 mm	1000 mm	1000 mm	1000 mm
Legs axis-axis (D)	1344 mm	1556 mm	1768 mm	1980 mm	2121 mm	2475 mm
Indication concrete slab*	2300 x 2300 x 400 mm	2300 x 2300 x 400 mm	2300 x 2600 x 400 mm	3250 x 3250 x 500 mm	3250 x 3250 x 500 mm	3750 x 3750 x 500 mm

*The contractor is responsible for the execution and calculation of the foundation.

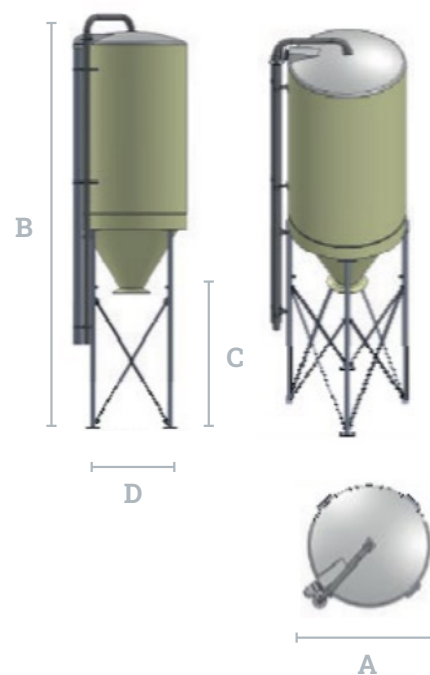
MLR	Diameter (A)					
Capacity	Ø 1900 mm	Ø 2200 mm	Ø 2500 mm	Ø 2800 mm	Ø 3000 mm	Ø 3500 mm
	Height (B)	Height (B)	Height (B)	Height (B)	Height (B)	Height (B)
5 m ³	4020 mm					
7 m ³	4720 mm					
8 m ³	5080 mm					
10 m ³	5780 mm	5130 mm				
12 m ³	6490 mm	5650 mm				
13 m ³	6850 mm	5920 mm				
15 m ³	7550 mm	6440 mm				
16 m ³	7900 mm	6710 mm	5970 mm			
17 m ³		6970 mm	6170 mm			
18 m ³		7230 mm	6380 mm			
19 m ³		7500 mm	6580 mm			
20 m ³		7760 mm	6780 mm			
22 m ³			7190 mm			
23 m ³			7400 mm			
25 m ³			7800 mm			
26 m ³			8010 mm			
28 m ³			8410 mm			
30 m ³			8820 mm	7600 mm		
32 m ³			9230 mm	7930 mm		
35 m ³			9840 mm	8420 mm		
40 m ³				9230 mm		
45 m ³				10040 mm		
50 m ³				10850 mm	9920 mm	
55 m ³				11660 mm	10630 mm	
60 m ³				12480 mm	11340 mm	
65 m ³					12040 mm	10000 mm
70 m ³					12750 mm	10510 mm
80 m ³						11550 mm
90 m ³						12590 mm
100 m ³						13630 mm



Flow-out height (C)	1250 mm	1250 mm	1250 mm	1000 mm	1000 mm	1000 mm
Legs axis-axis (D)	1450 mm	1650 mm	1850 mm	2080 mm	2220 mm	2475 mm
Indication concrete slab*	2300 x 2300 x 400 mm	2300 x 2300 x 400 mm	2300 x 2600 x 400 mm	3250 x 3250 x 500 mm	3250 x 3250 x 500 mm	3750 x 3750 x 500 mm

*The contractor is responsible for the execution and calculation of the foundation.

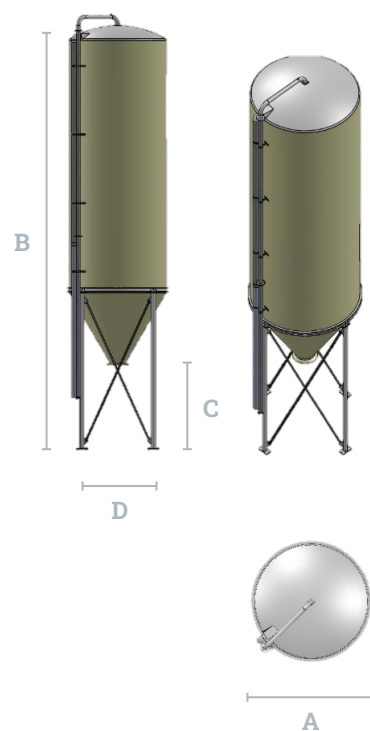
MHZ	Diameter (A)		
Capacity	Ø 1900 mm	Ø 2200 mm	Ø 2500 mm
	Height (B)	Height (B)	Height (B)
5 m ³	5270 mm		
7 m ³	5970 mm		
8 m ³	6330 mm		
10 m ³	7030 mm	6380 mm	
12 m ³	7740 mm	6900 mm	
13 m ³	8090 mm	7170 mm	
15 m ³		7690 mm	
16 m ³		7960 mm	7220 mm
17 m ³		8220 mm	7420 mm
18 m ³		8480 mm	7630 mm
19 m ³		8500 mm	7830 mm
20 m ³		9010 mm	8030 mm
25 m ³			9050 mm
28 m ³			9660 mm
30 m ³			10070 mm



Flow-out height (C)	2500 mm	2500 mm	2500 mm
Legs axis-axis (D)	1344 mm	1556 mm	1768 mm
Indication concrete slab*	2300 x 2300 x 450 mm	2300 x 2300 x 450 mm	2600 x 2600 x 450 mm

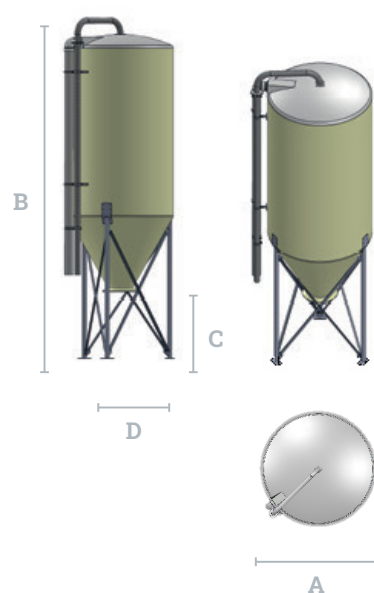
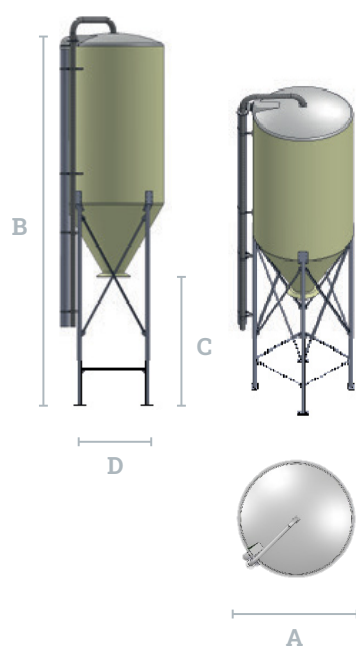
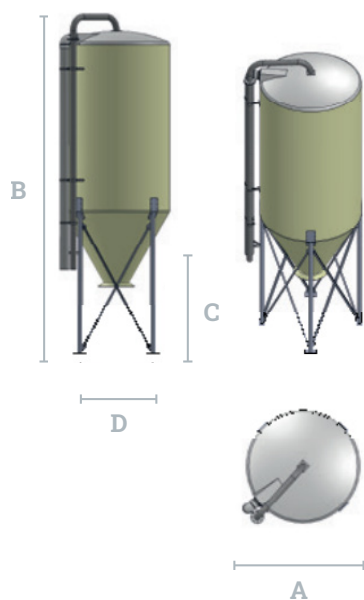
*The contractor is responsible for the execution and calculation of the foundation.

MHR	Diameter (A)		
Capacity	Ø 1900 mm	Ø 2200 mm	Ø 2500 mm
	Height (B)	Height (B)	Height (B)
5 m ³	5270 mm		
7 m ³	5970 mm		
8 m ³	6330 mm		
10 m ³	7030 mm	6380 mm	
12 m ³	7740 mm	6900 mm	
13 m ³	8090 mm	7170 mm	
15 m ³		7690 mm	
16 m ³		7960 mm	7220 mm
17 m ³		8220 mm	7420 mm
18 m ³		8480 mm	7630 mm
19 m ³		8500 mm	7830 mm
20 m ³		9010 mm	8030 mm
25 m ³			9050 mm
28 m ³			9660 mm
30 m ³			10070 mm



Flow-out height (C)	2500 mm	2500 mm	2500 mm
Legs axis-axis (D)			
Indication concrete slab*	2300 x 2300 x 450 mm	2300 x 2300 x 450 mm	2600 x 2600 x 450 mm

*The contractor is responsible for the execution and calculation of the foundation.



ML	Diameter (A)
Capacity	Ø 1900 mm
	Height (B)
5 m³	4020 mm
6 m³	4370 mm
8 m³	5080 mm
10 m³	5780 mm
11 m³	6140 mm

Flow-out height (C)	1250 mm
Legs axis-axis (D)	1344 mm
Indication concrete slab*	2000 x 2000 x 400 mm

MH	Diameter (A)
Capacity	Ø 1900 mm
	Height (B)
5 m³	5270 mm
6 m³	5620 mm
8 m³	6330 mm
10 m³	7030 mm
11 m³	7390 mm

Flow-out height (C)	2500 mm
Legs axis-axis (D)	1344 mm
Indication concrete slab*	2000 x 2000 x 400 mm

3P-ML	Diameter (A)
Capacity	Ø 1900 mm
	Height (B)
5 m³	4020 mm
6 m³	
8 m³	
10 m³	5780 mm
11 m³	

Flow-out height (C)	1250 mm
Legs axis-axis (D)	1600 mm
Indication concrete slab*	2000 x 2000 x 300 mm

*The contractor is responsible for the execution and calculation of the foundation.



M-Plus

M.I.P. introduces the M-Plus silo. This is a new model of silo, specially designed to prevent segregation of the feed in the silo. This problem mainly occurs in laying hen farms. This silo is equipped with a 70° cone with a wide outlet of Ø 900 mm underneath. Two spirals or augers of Ø 125 mm or Ø 150 mm then leave under this outlet towards the barn.

Standard version

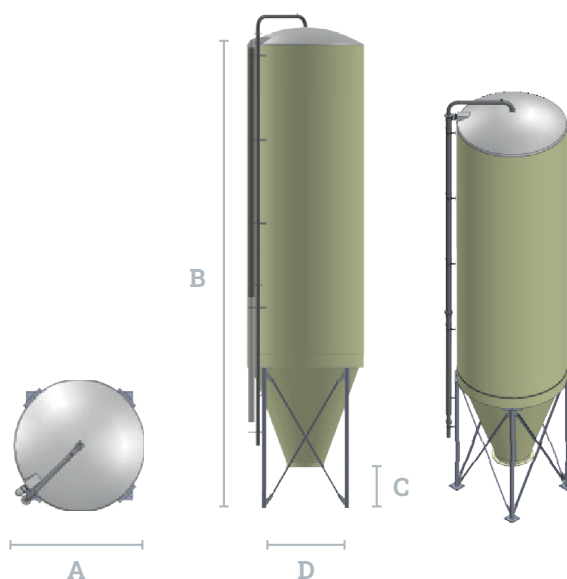
- Diameter of Ø 2800 mm
- Capacity of 40/50/60 m³
- Specific weight of 700 kg/m³
- Galvanised top filling Ø 102 mm
- PVC vent Ø 160 mm
- 4-legged base with GRP skirt
- Transparent
- White roof RAL9010
- 70° funnel
- Wide flow-out Ø 900 mm
- Flow-out height 1000 mm
- Double horizontal spiral or auger bucket with 2 outlets Ø 125 mm or Ø 150 mm

Options

- Cyclovent
- Funnel man hatch

M-Plus	Diameter (A)
Capacity	Ø 2800 mm
	Height (B)
40m ³	9420 mm
50m ³	11030 mm
60m ³	12660 mm

Flow-out height (C)	1000 mm
Legs axis-axis (D)	1980 mm
Indication concrete slab*	3250 x 3250 x 500 mm



*The contractor is responsible for the execution and calculation of the foundation.



Dual purpose silo

Our dual-purpose silos offer the livestock farmer maximum options for use. The silos can be used for both dry and liquid products and are therefore especially useful for companies that deal with varying availability of by-products from the food industry.

For easy filling of the feed mixer, the silo is placed on a raised galvanized steel frame. The dry feed can then be simply dumped and the liquid product can be drained off without any problem via the hoistable free outlet. The dual purpose silo thus reduces the risk of the investment and also provides additional flexibility.

Standard version

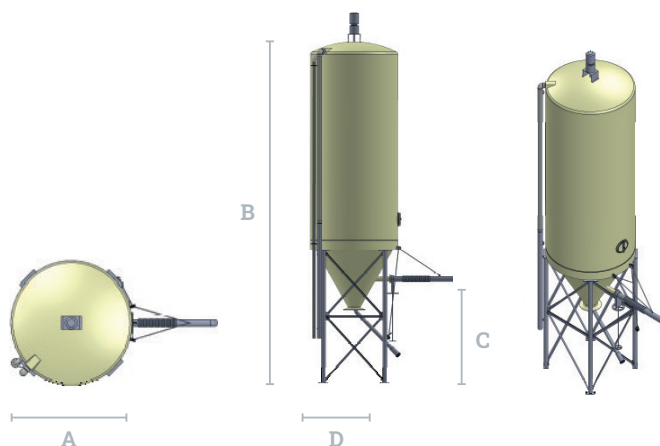
- Diameter of 2800 and 3000 mm
- Capacity of 40/50/60 m³
- Pouring weight of 1100 kg/m³
- Maximum temperature 50°C
- Filling point, stainless steel shut-off valve with 4" VK100 tanker coupling with cap
- Stainless steel agitator with 4.0 kW motor reducer. Shaft made from thick-walled box profile 80 x 80 x 4 mm with universal joint. Bearing block mounted on stainless 6 mm steel plate to run-off. Two agitator fins Ø 900 mm and Ø 1400 mm respectively.
- GRP oval inspection hatch in the cylinder wall.
- Draw-off pipe for mixer truck Ø 160 mm, winchable off the ground by means of a small hand winch. The draw-off is equipped with a coated steel slide shut-off valve with a stainless steel blade, which can be operated from the ground using a hand wheel. Draw-off height of 3500 mm.
- PVC venting pipe Ø 160 up to Ø 1600 mm off the ground
- Thermally galvanised steel underframe on short skirt, run-off height approximately 2500 mm
- Semi-transparent roof, colour white RAL9010
- Plastic control box with soft starter for agitator available for an additional cost

Options

- Converting the silo for storing dry feed

Diameter (A)		
Capacity	Ø 2800 mm	Ø 3000 mm
	Height (B)	Height (B)
40 m ³	10730 mm	10100 mm
50 m ³	12400 mm	11475 mm
60 m ³	13980 mm	12840 mm

Flow-out height (C)	3500 mm	3500 mm
Legs axis-axis (D)	1980 mm	2121 mm
Indication concrete slab*	3250 x 3250 x 500 mm	3250 x 3250 x 500 mm



*The contractor is responsible for the execution and calculation of the foundation.



Flat bottom silo

For poorly running products

Especially for difficult-running products, M.I.P. developed the flat bottom silo. The silo is equipped with an extraction system with a forced sweeping auger, which prevents product separation from occurring and ensures a continuous product outflow. There can therefore be fewer fluctuations in the product composition.

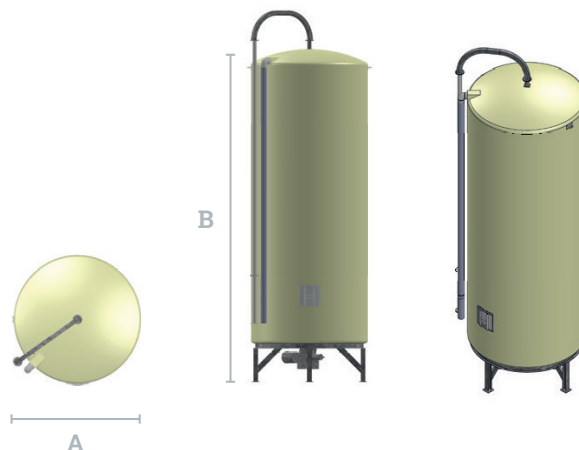
In addition, the sweeping auger ensures that the accumulation of older feed at the bottom of the silo does not stand a chance. The feed that first enters the silo also leaves first.

Standard version

- Galvanised inspection hatch
- Flat polyester bottom on a galvanised steel 4-leg underframe
- Extraction system with forced sweep auger, Ø 150 mm, capacity of 9 tons/hour
- Underside of Ø 150 mm discharge auger is 550 mm
- Motor reducer drive 380 volts for extractor system
- Motor reducer must be started with soft starter (not included in the price)
- Extractor system and discharge auger are driven by a motor reducer and go to the outer rim of the silo
- Suitable for pouring weight of 700 kg/m³
- Diameter of 2800/3500 mm
- Semi-transparent roof, colour white RAL9010
- Galvanised Ø 102 mm top injection pipe with reinforced gradual bend
- PVC Ø 160 mm venting pipe up to ± 1500 mm above concrete foundation
- Anchored by means of drilled anchors
- With guiding eyes

VBS	Diameter (A)	
Capacity	Ø 2800 mm	Ø 3500 mm
	Height (B)	Height (B)
40 m ³	7950 mm	
50 m ³	9580 mm	
60 m ³	11200 mm	
100 m ³		11940

Indication concrete slab*	3250 x 3250 x 500 mm	3750 x 3750 x 500 mm
---------------------------	----------------------	----------------------



*The contractor is responsible for the execution and calculation of the foundation.



Tanks

For wet by-products

Wet by-products have become an integral part of the livestock rations. With wet by-products, maintaining quality and nutritional value during storage is crucial. In addition, the tanks must be able to withstand the chemical aggressiveness of some products.


The wet by-product tanks from M.I.P. have been specially developed to meet those specific storage requirements. The tanks are made of glass fiber reinforced plastic, which means that they are not subject to corrosion and are chemically resistant. In addition, the mirror-smooth inner wall makes them very easy to clean. The tanks can be supplied with a flat bottom (PMV), a long skirt with a convex bottom (PML) and a short skirt with a convex bottom (PMK).

Standard version

- Diameter of 2800/3000 mm
- On skirt
- Capacity of 30/40/50/60/70 m³
- Vertical positioning
- Small door in skirt and oval inspection hatch in the shell
- Run-off height of 450 or 750 mm beneath run-off
- Pouring weight of 1000 kg/m³
- Maximum pouring temperature of 50°C
- Maximum acidity up to pH 4
- Brass 6" shut-off valve under silo with slide rod operation
- PVC Ø 160 mm venting pipe
- Transparent with measurement strips every 5 m³
- White roof
- Inspection hatch on roof
- With hosting arrangements

Options

- Stainless steel agitator
- Plastic control box with switching clock and soft starter for agitator
- Filler point with brass 6" shut-off valve with bend and 4" VK tanker coupling with cap



PMV	Diameter (A)	
Capacity	Ø 2800 mm	Ø 3000 mm
	Height (B)	Height (B)
30 m ³	5330 mm	
40 m ³	6950 mm	
50 m ³	8580 mm	
60 m ³		8950 mm
70 m ³		10360 mm

Indication concrete slab*	3750 x 3750 x 500 mm	3750 x 3750 x 500 mm
---------------------------	----------------------	----------------------

PMK	Diameter (A)	
Capacity	Ø 2800 mm	Ø 3000 mm
	Height (B)	Height (B)
30 m ³	6180 mm	
40 m ³	7800 mm	
50 m ³	9420 mm	
60 m ³	11050 mm	9720 mm
70 m ³		11130 mm

Flow-out height	450 mm	450 mm
-----------------	--------	--------

Indication concrete slab*	3750 x 3750 x 500 mm	3750 x 3750 x 500 mm
---------------------------	----------------------	----------------------

PML	Diameter (A)	
Capacity	Ø 2800 mm	Ø 3000 mm
	Height (B)	Height (B)
30 m ³	6480 mm	
40 m ³	8100 mm	
50 m ³	9720 mm	
60 m ³	11350 mm	10020 mm
70 m ³		11430 mm

Flow-out height	750 mm	750 mm
-----------------	--------	--------

Indication concrete slab*	3750 x 3750 x 500 mm	3750 x 3750 x 500 mm
---------------------------	----------------------	----------------------

*The contractor is responsible for the execution and calculation of the foundation.



Fertiliser silo

Our fertilizer silos are supplied in various sizes and designs. As standard, they are completely finished with a UV-resistant white top coating to preserve the quality of the fertilizers. They can be fitted with an Easy-Flow for optimum product outflow and a stainless steel drain slide.

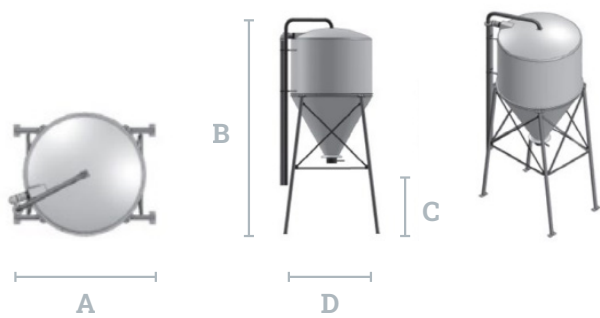
The silos have a standard drainage height of 2000 mm and are available with a standard sloping undercarriage, on curved legs or with trestle support so that the fertilizer spreader can easily drive underneath.

Standard version

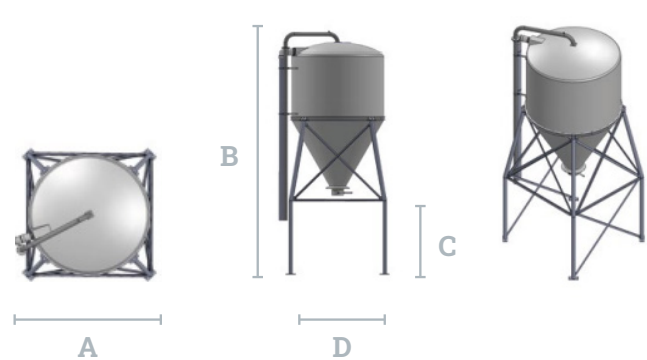
- Top injection system
- Galvanised inclined legs, curved legs or cradle support
- Stainless steel Ø 315 mm draw-off valve
- Galvanised steel Ø 102 mm flanged injection pipe
- PVC Ø 160 mm venting pipe
- Installed and anchored using drilled anchors
- Calculated to pouring weight of 1100 kg/m³
- Diameter of 2500 mm
- Height clearance of 2000 mm
- Completely white topcoat

Options

- Easy-Flow, for optimal outflow of the product (lowers the outflow height by 100 mm)
- Manganese reinforced injection bend (galvanised)
- Inspection hatch on roof
- Different colour and/or warning stripes
- Larger measures of capacity on request
- All bolts in stainless steel
- 50 litre dosing unit straight (PVC tube Ø 300 mm and stainless steel slide, including fixing materials)
- 50 litre dosing unit with bend (PVC tube Ø 300 and stainless steel slide, including fixing materials)



MSR	Diameter (A)
Capacity	Ø 1900 mm
	Height (B)
8 m ³	5340 mm
10 m ³	5750 mm
12 m ³	6150 mm
14 m ³	6560 mm
15 m ³	6770 mm
20 m ³	7780 mm
25 m ³	8800 mm



MSGR	Diameter (A)
Capacity	Ø 2500 mm
	Height (B)
8 m ³	5340 mm
10 m ³	5750 mm
12 m ³	6150 mm
14 m ³	6560 mm
15 m ³	6770 mm
20 m ³	
25 m ³	

Flow-out height (C)	2000 mm zonder klep
Free width bottom (D)	3000 mm
Free width above	2300 mm
Indication concrete slab*	4000 x 2500 x 500 mm

Flow-out height (C)	2000 mm zonder klep
Free width bottom (D)	2500 mm
Indication concrete slab*	3200 x 3200 x 400 mm

*The contractor is responsible for the execution and calculation of the foundation.

Fertiliser silo on steel frame construction free width and clearance on request.





Flat bottom tank

For liquid fertilisers


M.I.P produces a wide range of polyester storage tanks, with or without liner, that are adapted to the most aggressive environments and withstand temperatures from -40°C to $+120^{\circ}\text{C}$.

Our polyester tanks are therefore extremely suitable for the storage of liquid fertilizer. They have excellent chemical resistance and excellent mechanical properties. This makes them the ideal solution in aggressive and corrosive environments. In addition, polyester tanks require a minimum of maintenance because of the mirror-smooth inner wall.

Standard version

- Flat bottom tank suitable for storing liquid fertiliser
- Standard calculated to average pouring weight of 1300 kg/m³
- Maximum ambient temperature of 40°C
- PVC venting pipe of Ø 160 mm
- Run-off flange DN80 at the bottom of stainless steel shut-off valve with cap
- Measurement strips every 5 m³ (every 10 m³ at Ø 3500 mm)
- With securing anchors and hoisting arrangements
- Designed for atmospheric process pressure
- Roof colour white
- Fixing anchors and lifting devices
- EPDM gaskets
- 20 tot 100 m³
- Polyester oval inspection hatch at the bottom the cylinder up to 70 m³ (inspection hatch DN 500 > 70 m³)

VBEW-VM	Diameter (A)			
Capacity	Ø 2500 mm	Ø 2800 mm	Ø 3000 mm	Ø 3500 mm
	Height (B)	Height (B)	Height (B)	Height (B)
20 m³	4430 mm			
30 m³	6470 mm	5330 mm		
40 m³		6950 mm	6120 mm	
50 m³		8580 mm	7530 mm	
60 m³			8950 mm	
80 m³				8880 mm
100 m³				10950 mm
Indication concrete slab*	3250 x 3250 x 500 mm	3750 x 3750 x 500 mm	3750 x 3750 x 500 mm	4250 x 4250 x 500 mm



*The contractor is responsible for the execution and calculation of the foundation.



Flat bottom tank

For flushing water

Flat bottom tanks made of polyester are extremely suitable for the storage of blowdown water because they are resistant to the specific chemical properties of blowdown. Drainage tanks from M.I.P. are suitable for discharge water with residues of sulfuric acid, ammonium sulphate, nitrate and nitrite. The density is calculated for products with an average specific weight of up to 1200 kg/m³.

Each flushing water tank is given a resin-rich and semi-transparent, UV-resistant finish. The roof of the flushing water tank is colored white (RAL9010) as standard, but you can also choose a different RAL color or have your logo printed, for example.

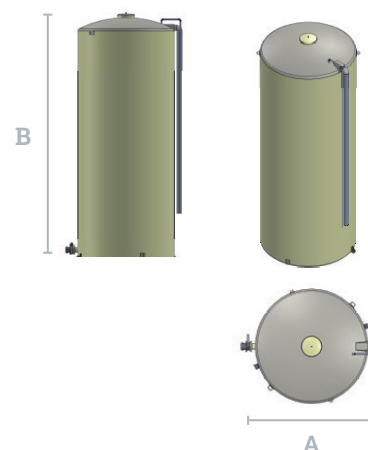
Standard version

- Flat bottom tank suitable for storing flushed water with residues of 0,5% sulphuric acid and 30% ammonium sulphate
- Diameter of 2500/2800/3000/3500 mm
- Capacity of 20 up to 100 m³
- PVC Ø 40 mm injection pipe, PN10, along the wall running downwards
- Draw-off DN150 with plastic butterfly valve and 6" galvanised tanker coupling
- Inspection hatch on roof and Ø 160 mm vent down to 1500 mm off the ground
- Designed for atmospheric process pressure
- Roof colour white
- Thermal galvanised hoisting and hoisting guiding eyes
- Anchor supports with drilled anchors
- EPDM gaskets

Options

- Stainless steel tanker coupling

VBEW-SP	Diameter (A)			
Capacity	Ø 2500 mm	Ø 2800 mm	Ø 3000 mm	Ø 3500 mm
	Height (B)	Height (B)	Height (B)	Height (B)
20 m ³	4430 mm			
30 m ³	6470 mm	5330 mm		
40 m ³		6950 mm	6120 mm	
50 m ³		8580 mm	7530 mm	
60 m ³			8950 mm	
80 m ³				8880 mm
100 m ³				10950 mm
Indication concrete slab*	3250 x 3250 x 500 mm	3750 x 3750 x 500 mm	3750 x 3750 x 500 mm	4250 x 4250 x 500 mm



*The contractor is responsible for the execution and calculation of the foundation.




Cabin for weighing

- Small lockable door (900 x 2200 mm)
- Roof in RAL9010 (standard white)
- Stainless steel anchor bases (200 mm of the ground)
- Stainless steel hoisting eye
- Inside diameter above 6/16 m³ of 1790 mm
- Inside diameter above 18/20 m³ of 1902 mm

TYPE	Height excl. legs	Height incl. legs	Ø Outside bot- tom	Ø Inside bottom
MEX 06	1950 mm	2150 mm	2220 mm	1910 mm
MEX 08	2650 mm	2850 mm	2220 mm	1910 mm
MEX 10	3260 mm	3460 mm	2220 mm	1950 mm
MEX 12	3860 mm	4060 mm	2220 mm	1990 mm
MEX 16	5230 mm	5340 mm	2220 mm	2080 mm
MEX 18	4910 mm	5110 mm	2520 mm	2165 mm
MEX 20	5470 mm	5670 mm	2520 mm	2200 mm

*The contractor is responsible for the execution and calculation of the foundation.





Agitators

For all tanks up to 50m³

Agitators 4KW-model consisting of:

- Motor reducer 4 kW, 41 rpm with console
- 2 agitator fins Ø 600 mm and 1 agitator fin Ø 900 mm, thick-walled stainless steel pipe
- Including guiding bearings with supports and stainless steel universal joint
- Completely mounted in tank, including wiring down to bottom of tank
- Agitator fins adapted to the stored product
- Non-standard agitators on request

It is advisable to use a soft starter for connecting the agitators.

Special requests

In this brochure we provide an overview of our standard products. Of course you can at M.I.P. also available for tailor-made solutions. For less common products such as silo accessories, please contact us so that we can offer you a ready-made solution.

General terms and conditions

1. General

The provisions below apply to all our sales agreements and to all our services, unless expressly agreed otherwise in writing. M.I.P. and the buyer is referred to herein as seller or buyer respectively, but the invoice conditions also apply mutatis mutandis if the agreement concluded is a contracting agreement.

2. Dissolution

In the event that an agreement is broken by the buyer, the buyer will owe a fixed amount as compensation of 20% of the contract amount, without prejudice to the seller's right to claim higher damage if there is reason to do so.

3. Delivery time

The dates stated as times for the delivery of the goods are only indicative and in no way mean periods within which the seller undertakes to make the delivery. A reasonable exceeding of the delivery time does not entitle the buyer to cancel his order, to claim compensation or to postpone payment. If the product cannot be delivered on time due to the fault of the customer, a fee will be paid for the commissioning of the M.I.P. sites 8 days after the agreed delivery period. become payable as follows:

- Silo diameter < 3 meter: 250,00 € / week
- Silo diameter 3 – 5 meter: 400,00 € / week
- Silo diameter > 5 meter: 1.000,00 € / week

These amounts will be adjusted annually on 1 January to the figure of the health index.

4. Prices

All our prices are excl. VAT, ex works. Unless otherwise agreed, only the production of the ordered goods is included in the agreement. All other services are at the expense of the buyer and not included in the price, including and without limitation all civil engineering works, packaging and packaging costs, costs of transport, possible import duties, all costs of assembly and installation. The price is guaranteed for a period of 3 months. Afterwards, the price is automatically adjusted in function of the cost of raw materials and other materials, packaging costs, transport costs, wages and salaries, social security charges, import duties, sales taxes, insurance premiums, exchange rate and currency ratios or any other factor that could influence on pricing.

5. Studies and projects

In case M.I.P. is entrusted by the buyer with a study assignment or the design of a more complex installation, the technical data is provided by the customer under his sole responsibility. M.I.P. will carry out the study and/or design to the best of its ability. If the design is approved by the customer, M.I.P. is by this single approval completely relieved of any responsibility and the execution of the design in accordance with the approved plan or specifications will take place at the buyer's responsibility and risk. The buyer is deemed to have fully checked the design in question and, if necessary, to have recalculated it and discharges M.I.P. from any responsibility in this regard, even in case of gross negligence. All studies, plans and documents are and remain the property of M.I.P., protected by intellectual property rights. When handed over to the buyer, they may not be misused by the latter. They may under no circumstances be shown to or used by third parties. The applicant of the plans and third parties remain jointly and severally liable for any misuse and M.I.P. reserves the right to claim compensation. All studies, plans and documents must be returned upon first request. Studies, designs and specifications will be invoiced at 10% of the estimated cost of the implementation of the project concerned. If the order with M.I.P. happens, this amount will be deducted from the final cost.

6. Risk transition

The buyer bears the risk of the goods subject to the agreement from the moment they leave the factory.

7. Transportation

Even if we carry out the transport, this is done as agent of the buyer, who is obliged to verify the condition of the goods on arrival for transport damage.

8. Payments and retention of title

Behoudens Unless otherwise agreed, all invoices are payable in cash in Rijksoverschot to our bank account number. A default interest of 10% from the invoice date is due by operation of law and without notice of default for overdue amounts. In addition, in the event of late payment, the amount owed will be increased by 10% with a minimum of 100 €, by operation of law and without any notice of default. Checks and bills of exchange are only valid as payment after cashing. M.I.P. reserves the right at any time, even during the execution of the agreement, to request guarantees from the buyer and/or advance payments until the final invoicing. M.I.P. reserves the right to allocate a credit limit to the buyer and can suspend any order if this limit is exceeded, without this having the consequence that the purchase-sale agreement can be regarded as dissolved. In the absence of payment by the buyer, M.I.P. reserves the right to suspend all obligations towards the buyer by operation of law and without notice of default and/or to consider

them dissolved, without prejudice to its right to compensation. Calculation errors or obvious material mistakes made by M.I.P. can be rectified at all times without jeopardizing the contract itself. The goods remain the property of M.I.P. as long as the purchase price has not been paid in full. In the event that advances have been paid, the right of ownership is transferred when 90% of the agreed price has been paid. The retention of title also extends to the buyer's claim on account of resale. The buyer is liable for any damage caused to M.I.P. owned goods. The buyer undertakes not to sell the goods nor to hand them over to third parties or to use them as security as long as they remain the property of M.I.P. to stay. In the event of non-compliance by the buyer with its obligations, M.I.P. has the right to exercise the retention of title without judicial intervention. In this case, the buyer authorizes M.I.P. in particular to take back the delivered goods wherever this good is located and acknowledge that the take back does not lead to the dissolution of the agreement.

9. Acceptance and complaints

The buyer is obliged to check the goods for visible defects immediately upon delivery. In the absence of complaints about visible defects at the latest within 8 days after delivery of the goods, the goods are deemed to have been accepted. The assembly and use of the goods concerned are regarded as express acceptance. Due to the nature of the raw materials used, color differences may occur in the end product. Such color differences are not a defect and cannot give rise to a refusal of delivery or a price reduction. In the event of non-acceptance, the buyer is liable for the preservation, surveillance and storage of the delivered goods without M.I.P. is due a fee for this. Subject to the liability of M.I.P. for visible defects, M.I.P. is responsible for hidden or other defects of the delivered products for a period of 2 years. After this period, any guarantee lapses and M.I.P. is no longer obliged to intervene, not even for hidden defects that would only become apparent after this period of 2 years. Any reliance on any guarantee or indemnification obligation on the part of M.I.P. gives rise at most to the repair of the incorrect or defective execution, to a new delivery of the ordered item or to a reduction in the price of the incorrect or defective execution at the discretion of M.I.P., such as filling pipes and manholes, are never replaced under warranty and the costs of repair or replacement are in that case always at the expense of the buyer. In the event of repair or renewal, the buyer is in any case obliged to bear any additional transport, dispatch and relocation costs and working hours. M.I.P. is in no way obliged to pay consequential damage and will only be responsible for the damage to the delivered object itself to the exclusion of any other damage, by whatever name. Unless explicitly stated in the order, the delivered goods are not resistant to aggressive or corrosive substances. Unless expressly agreed otherwise, M.I.P. does not guarantee the placement and limits the obligation of M.I.P. undertakes to deliver the goods to the site. In the event of a defect or claim covered by the assurance of M.I.P., the liability of M.I.P. is in any case limited to what is paid out by the insurer under cover of the policy.

10. Liability for services

All services and advice, of whatever nature, are provided to the best of its ability, taking into account the information provided by the buyer to M.I.P. are provided. What M.I.P. its services and advice only concern best efforts obligations.

11. Working hours

The working hours at the buyer's place are calculated from the departure of the M.I.P. personnel from the factory until the return of the personnel to the factory. Travel costs and accommodation costs are always at the expense of the buyer.

12. Assembly

The purchaser alone is liable for taking all measures with a view to mounting. He is, among other things, liable for the accessibility of the mounting location and for the timely making of the necessary provisions, including the supply of electricity, the availability of mounting bases and so on. All installation costs are borne by the buyer. The buyer is liable for all damage resulting from a defect in the base on which the mounting must take place.

13. Force of the majority

Cases of force majeure, seizures of all kinds and for whatever reason, all disruptions and impediments in the business and deliveries, all unforeseen events at M.I.P., or at the companies where M.I.P. its goods or raw materials, all transport obstacles or delays, furthermore the non-delivery of the goods by suppliers of M.I.P., strikes, lockouts, export and import ban or restriction, fire or accident, mobilization, war, riot, or legal provision, give M.I.P. the right to cancel or temporarily suspend its delivery obligations in whole or in part and definitively.

14. Disputes

Belgian law applies to this agreement. In the event of a dispute, only the Commercial Court Antwerp Turnhout Division, the Court of First Instance Antwerp Turnhout Division or the Peace Court Turnhout II are authorized to take cognizance of this.

